


3D PDF DATASHEET



 **eCATALOG**solutions



 **BIM** catalogs.net



 **PART**solutions



Create Your Individual 3D PDF
Datasheet



Learn How to Create Your
Mechanical Product Catalog



Learn How to Create Your BIM
Product Catalog



Reduce Your Costs in
Engineering and Purchasing




KLC43NKEl3A10401

ROLLON
BY TIMKEN

3D View

To activate the interactive 3D view, you must trust this document (see hint on the top) in Adobe Acrobat and click on the question mark.



Zoom

Moves you toward or away from objects in the scene when you drag vertically. You can also zoom with the hand tool by holding down Shift as you drag.



Pan

Moves the model vertically and horizontally only. You can also pan with the hand tool: Ctrl-drag.



Rotate

Turns 3D objects around relative to the screen. How the objects move depends on the starting view, where you start dragging and the direction in which you drag.

3D PDF DATASHEET



 **eCATALOG**solutions



 **BIM** catalogs.net



 **PART**solutions



Create Your Individual 3D PDF
Datasheet



Learn How to Create Your
Mechanical Product Catalog



Learn How to Create Your BIM
Product Catalog



Reduce Your Costs in
Engineering and Purchasing



KLC43NKE3A10401

ROLLON
BY TIMKEN

2D derivation


ISO View



3D PDF DATASHEET



eCATALOGsolutions



BIM catalogs.net



PARTsolutions



Create Your Individual 3D PDF Datasheet



Learn How to Create Your Mechanical Product Catalog



Learn How to Create Your BIM Product Catalog



Reduce Your Costs in Engineering and Purchasing

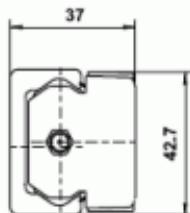


KLC43NKE43A10401

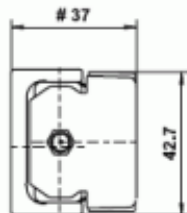
ROLLON
BY TIMKEN

Technical drawings

TL.../NTE43
TL.../NTE43L

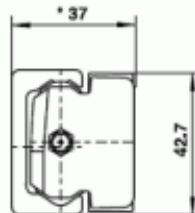


UL.../NUE43
UL.../NUE43L

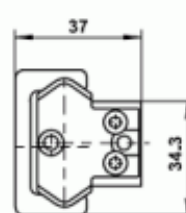


min. 37
max. 39.5

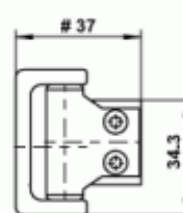
KL.../NKE43
KL.../NKE43L



TL.../CSW43-T

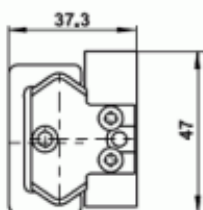


UL.../CSW43-U

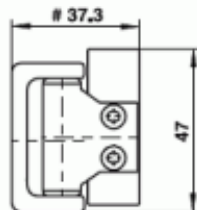


min. 35.6
max. 39.5

TL.../CDW43-T



UL.../CDW43-U



min. 35.9
max. 39.8

3D PDF DATASHEET

Create Your Individual 3D PDF
Datasheet



 **eCATALOG**solutions

Learn How to Create Your
Mechanical Product Catalog



 **BIM**catalogs.net

Learn How to Create Your BIM
Product Catalog



 **PART**solutions

Reduce Your Costs in
Engineering and Purchasing



KLC43NKE3A10401

ROLLON
BY TIMKEN

Technical Data

GUI (Rail)	KLC
DIM (Dimension)	43
INFO (Catalogue)	Catalogue
CUR (Slider)	NKE
VC (Slider version)	L
NC (Bearing Number)	3
CONF (Configuration)	A
LB (Bar Length / mm)	-
TC (Bearing Type)	-
CC (Bearing Configuration)	-
L (Rail length / mm)	1040
NCR (No. of slider)	1

3D PDF DATASHEET

Create Your Individual 3D PDF
Datasheet



 **eCATALOG**solutions

Learn How to Create Your
Mechanical Product Catalog



 **BIM** catalogs.net

Learn How to Create Your BIM
Product Catalog



 **PART**solutions

Reduce Your Costs in
Engineering and Purchasing



KLC43NKE3A10401

ROLLON
BY TIMKEN

Bill of Materials

N°	Description	Amount
1	KLC43-1040-1-NKE43L-3-A	1