JCX-Series(Aluminum Body)

JCX-40(18H)

JCX-40L(18H) JCX-40C(18H) JCX-40R(18H)



Model	JCX-40L(18H)	JCX-40R(18H)	JCX-40C(18H)
Surface Size	40 x 40 mm		
Position of Micrometer Head	Left	Right	Center
Travel Range	±6.5 mm		
Minimum Reading of Micrometer	10㎛		
Guide Type	Crossed-Roller Guide		
Load Capacity	3kgf		
Parallelism	30㎛		
Driving Parallelism	10㎛		
Weight	0.13 kg	0.13 kg	0.12 kg
Material	Aluminum		
Finish Treatment	Black Anodizing		

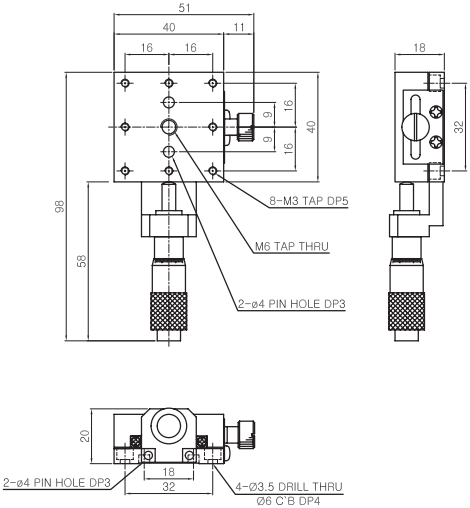

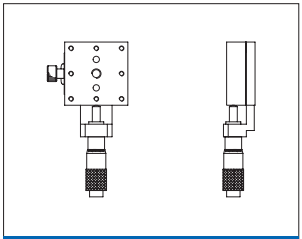

JCX-40C(18H)(MIR)

JCX-40C(18H)

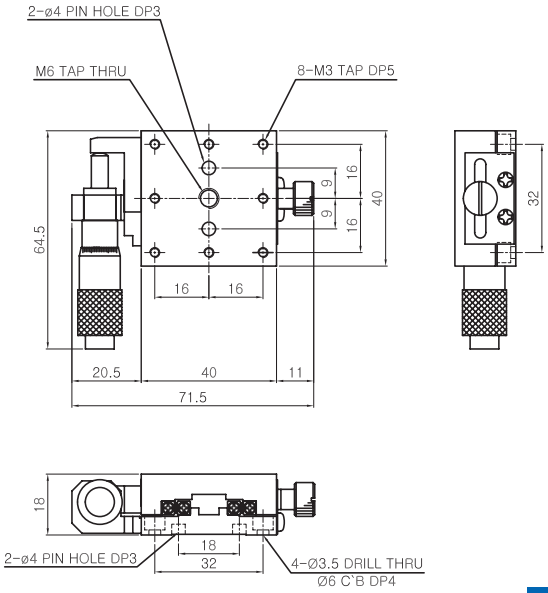

JCX-40L(18H)

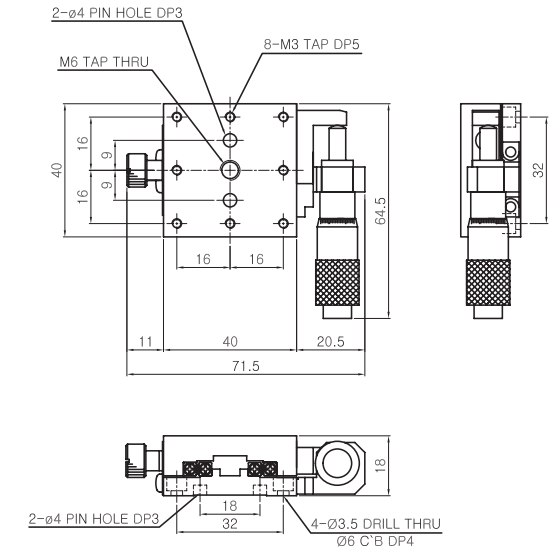

JCX-40R(18H)

JCX-Series(Aluminum Body)

JCX-40

JCX-40L JCX-40C JCX-40R



Model	JCX-40L	JCX-40R	JCX-40C
Surface Size	40 x 40 mm		
Position of Micrometer Head	Left	Right	Center
Travel Range	±6.5 mm		
Minimum Reading of Micrometer	10㎛		
Guide Type	Crossed-Roller Guide		
Load Capacity	3kgf		
Parallelism	30㎛		
Driving Parallelism	10㎛		
Weight	0.14 kg	0.14 kg	0.14 kg
Material	Aluminum		
Finish Treatment	Black Anodizing		

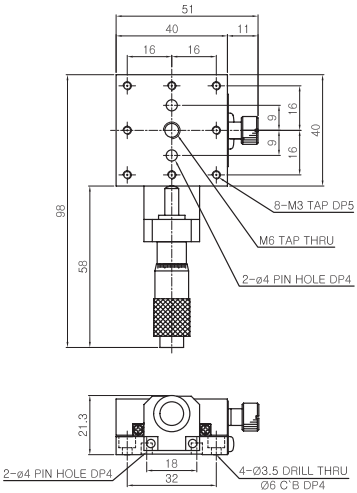

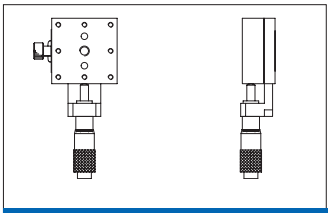

JCX-40C(MIR)

JCX-40C

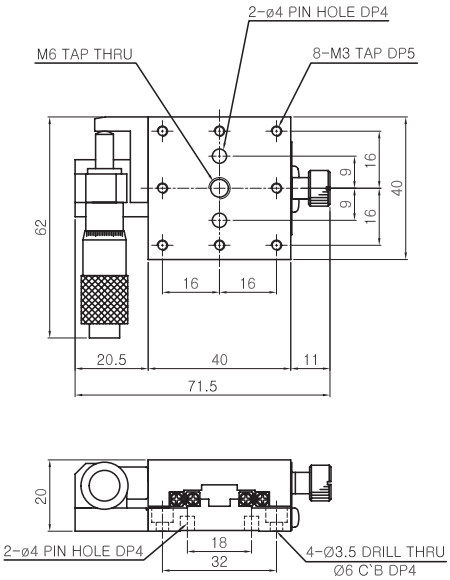

JCX-40L

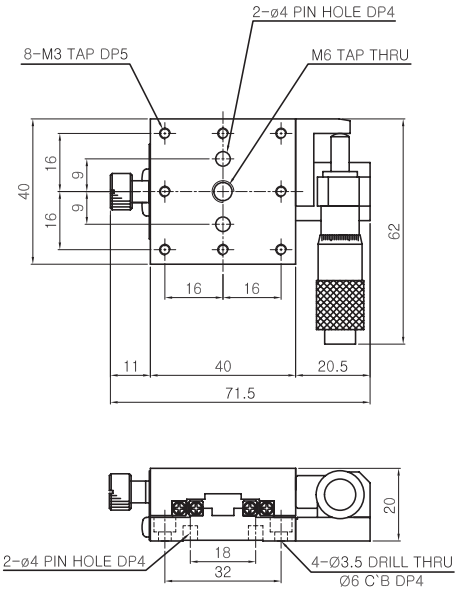

JCX-40R

JCXY-Series(Aluminum Body)

JCXY-40

JCXY-40L JCXY-40C JCXY-40R



Model	JCXY-40L	JCXY-40R	JCXY-40C
Surface Size	40 x 40 mm		
Position of Micrometer Head	Left	Right	Center
Travel Range	±6.5 mm		
Minimum Reading of Micrometer	10㎛		
Guide Type	Crossed-Roller Guide		
Load Capacity	2.8kgf		
Parallelism	60㎛		
Driving Parallelism	20㎛		
Orthogonality	10㎛		
Weight	0.28 kg	0.28 kg	0.26 kg
Material	Aluminum		
Finish Treatment	Black Anodizing		

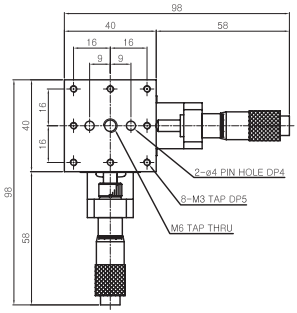

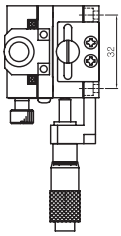

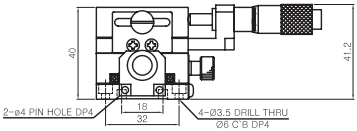

JCXY-40C

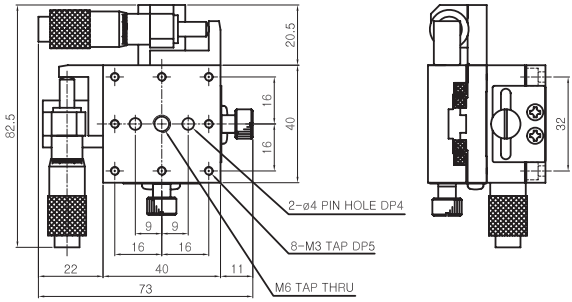

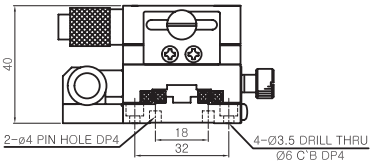

JCXY-40L

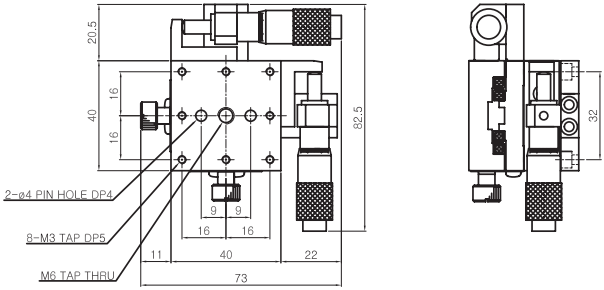

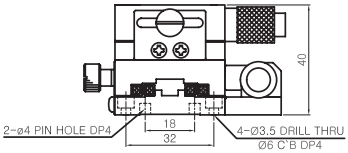

JCXY-40R

Slim JCXY-Series(Aluminum Body)

JCXY-40-S

JCXY-40LS JCXY-40CS JCXY-40RS



Model	JCXY-40LS	JCXY-40RS	JCXY-40CS
Surface Size	40 x 40 mm		
Position of Micrometer Head	Left	Right	Center
Travel Range	±6.5 mm		
Minimum Reading of Micrometer	10㎛		
Guide Type	Crossed-Roller Guide		
Load Capacity	2.8kgf		
Parallelism	60㎛		
Driving Parallelism	20㎛		
Orthogonality	10㎛		
Weight	0.22 kg	0.22 kg	0.20 kg
Material	Aluminum		
Finish Treatment	Black Anodizing		

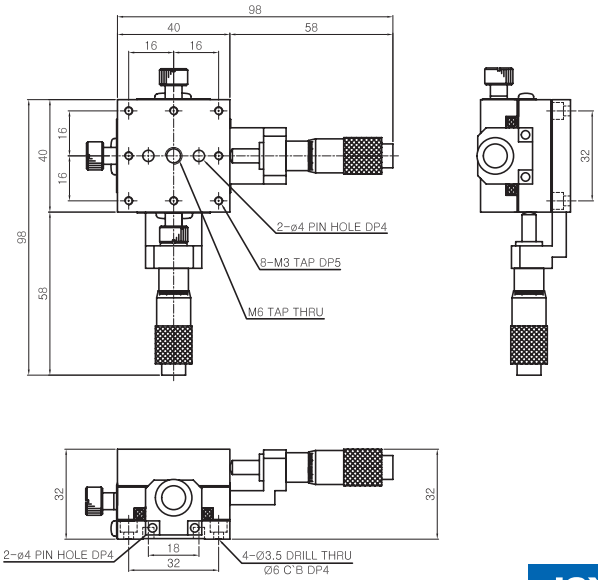

JCXY-40CS

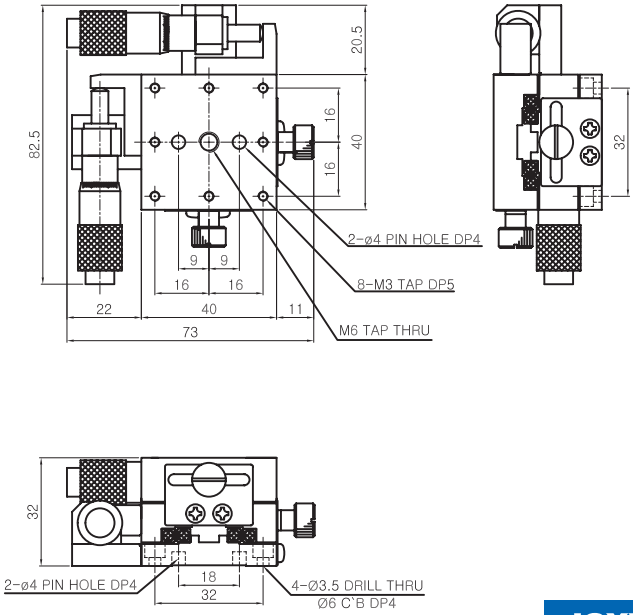

JCXY-40LS

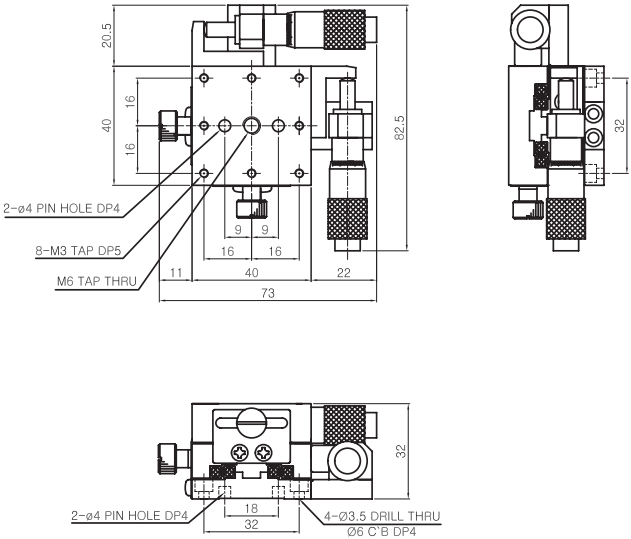

JCXY-40RS

JCZ-Series(Aluminum Body)

JCZ-40

JCZ-40L JCZ-40C JCZ-40R



Model	JCZ-40L	JCZ-40R	JCZ-40C
Surface Size	40 x 40 mm		
Position of Micrometer Head	Left	Right	Center
Travel Range	±6.5 mm		
Minimum Reading of Micrometer	10㎛		
Guide Type	Crossed-Roller Guide		
Load Capacity	1.5kgf		
Parallelism	80㎛		
Driving Parallelism	30㎛		
Weight	0.21 kg	0.21 kg	0.20 kg
Material	Aluminum		
Finish Treatment	Black Anodizing		

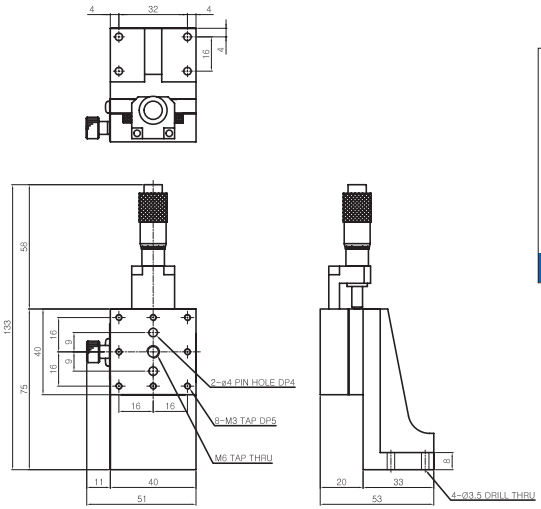

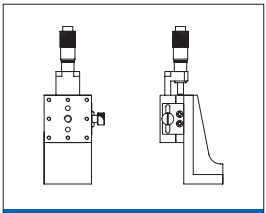

JCZ-40C(MIR)

JCZ-40C

D

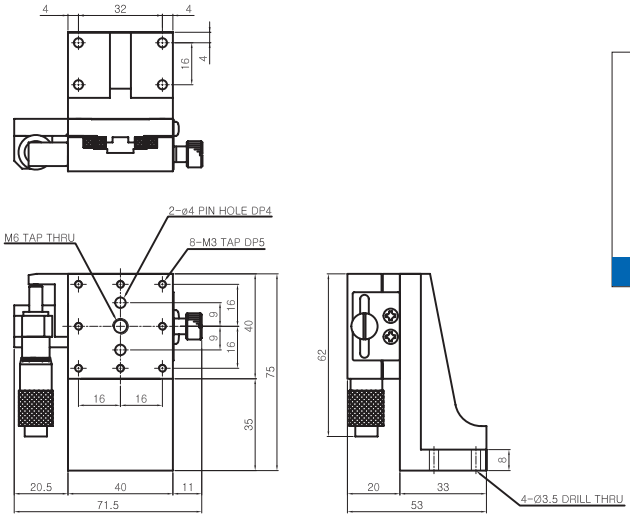

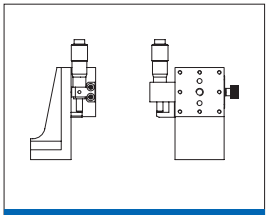

JCZ-40LZ

D

JCZ-40L

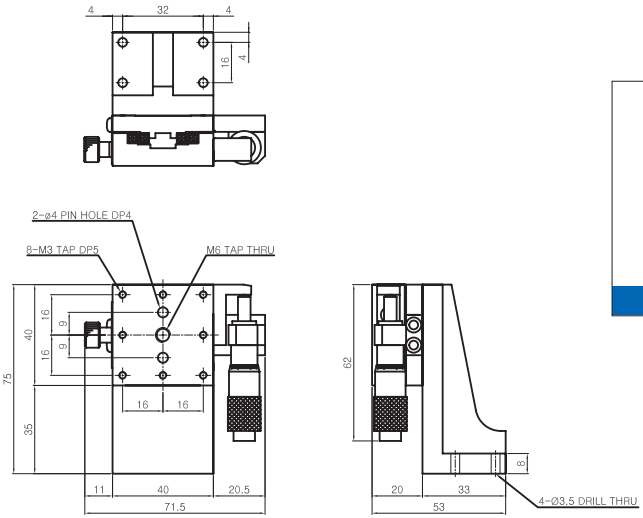

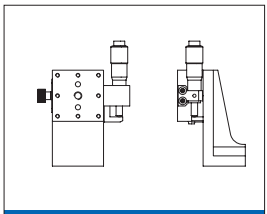

JCZ-40RZ

JCZ-40R

JCXYZ-Series(Aluminum Body)

JCXYZ-40



Assembling Model	JCXYZ−40L	JCXYZ−40R	JCXYZ−40C
Orthogonality	JCXY−40L + JCZ−40L	JCXY−40R + JCZ−40R	JCXY−40C + JCZ−40C
Surface Size	40 x 40 mm		
Position of Micrometer Head	Left	Right	Center
Travel Range	±6.5 mm		
Minimum Reading of Micrometer	10㎛		
Guide Type	Crossed Roller Guide		
Load Capacity	1.5kgf		
Parallelism	90㎛		
Driving Parallelism	30㎛		
Weight	0.48 kg	0.48 kg	0.45 kg
Material	Aluminum		
Finish Treatment	Black Anodizing		

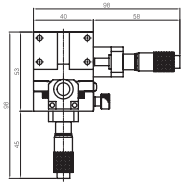

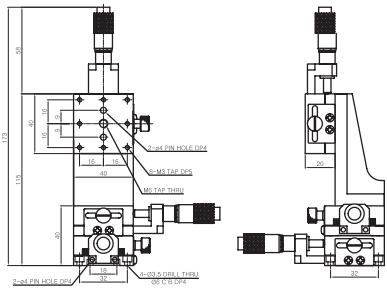

JCXYZ-40C

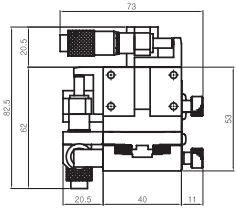

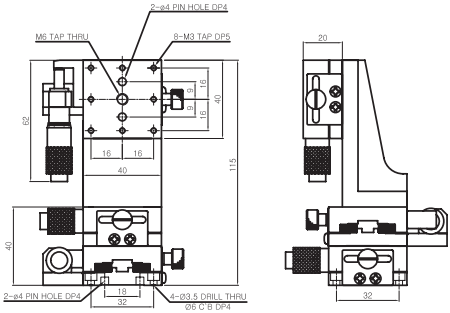

JCXYZ-40L

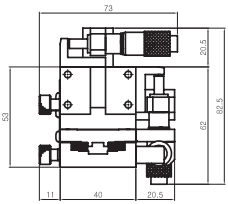

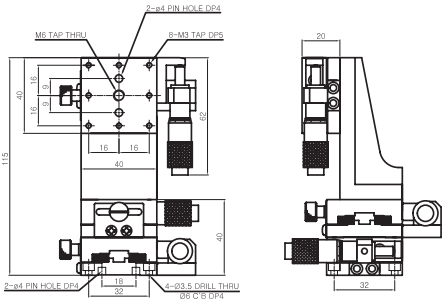

JCXYZ-40R

JX-Series(Steel Body)

JX-40

JX-40L JX-40C JX-40R

Model	JX-40L	JX-40R	JX-40C
Surface Size	40 x 40 mm		
Position of Micrometer Head	Left	Right	Center
Travel Range	±6.5 mm		
Minimum Reading of Micrometer	10㎛		
Guide Type	Linear Ball Guide		
Load Capacity	7kgf		
Parallelism	15㎛		
Driving Parallelism	10㎛		
Weight	0.21 kg	0.21 kg	0.20 kg
Material	Steel		
Finish Treatment	Electroless Nickel Plating		

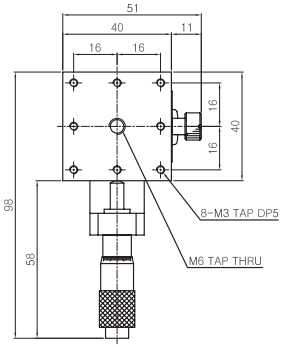

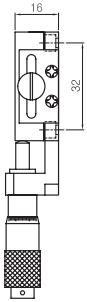

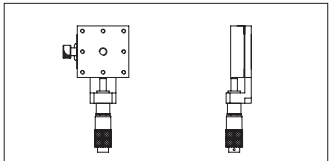

JX-40C(MIR)

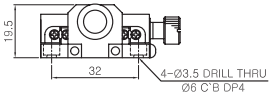

JX-40C

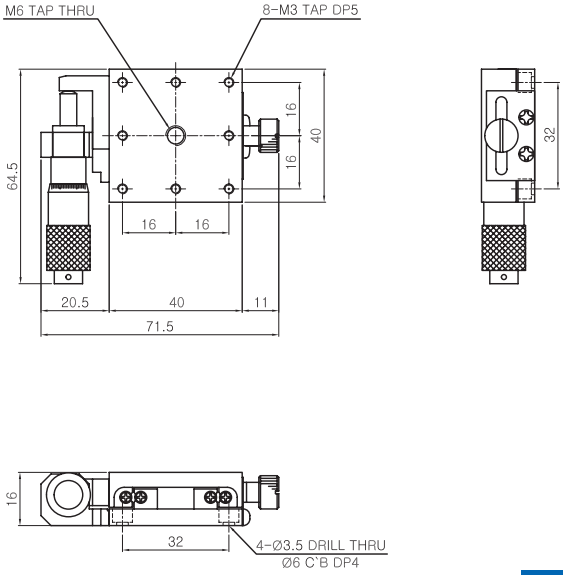
M6 TAP THRU
8-M3 TAP DP5
64.5
16
40
16
16
16
32
20.5
40
11
71.5
16
32
4-Ø3.5 DRILL THRU
Ø6 C`B DP4

JX-40L

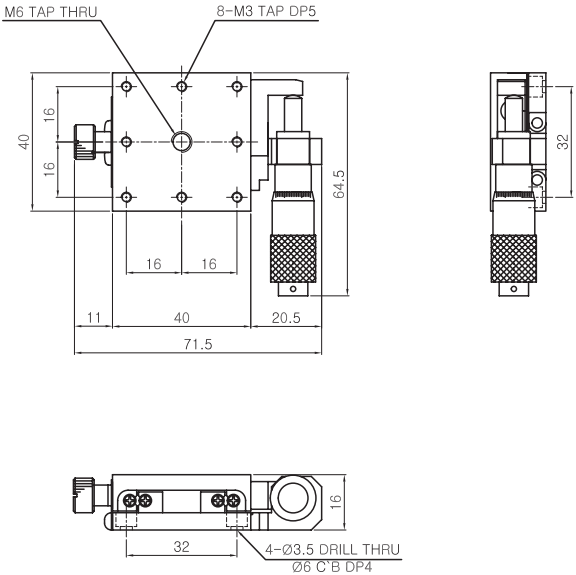
M6 TAP THRU
8-M3 TAP DP5
40
16
16
64.5
16
16
32
11
40
20.5
71.5
16
32
4-Ø3.5 DRILL THRU
Ø6 C`B DP4

JX-40R

JXY-Series(Steel Body)

JXY-40

JXY-40L



JXY-40C

JXY-40R

Model	JXY-40L	JXY-40R	JXY-40C
Surface Size	40 x 40 mm		
Position of Micrometer Head	Left	Right	Center
Travel Range	±6.5 mm		
Minimum Reading of Micrometer	10㎛		
Guide Type	Linear Ball Guide		
Load Capacity	6.7kgf		
Parallelism	30㎛		
Driving Parallelism	15㎛		
Orthogonality	10㎛		
Weight	0.42 kg	0.42 kg	0.42 kg
Material	Steel		
Finish Treatment	Electroless Nickel Plating		

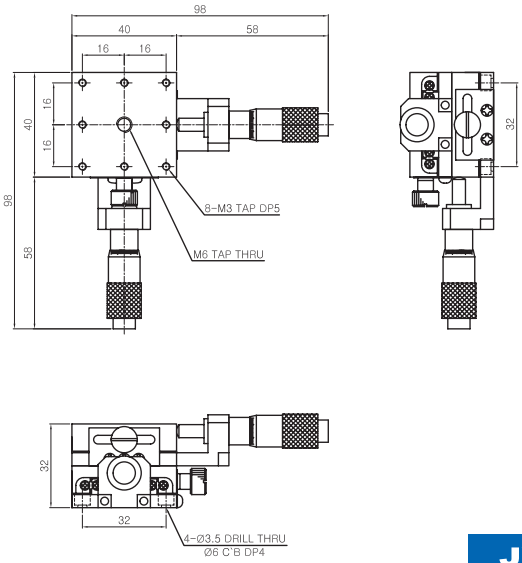

JXY-40C

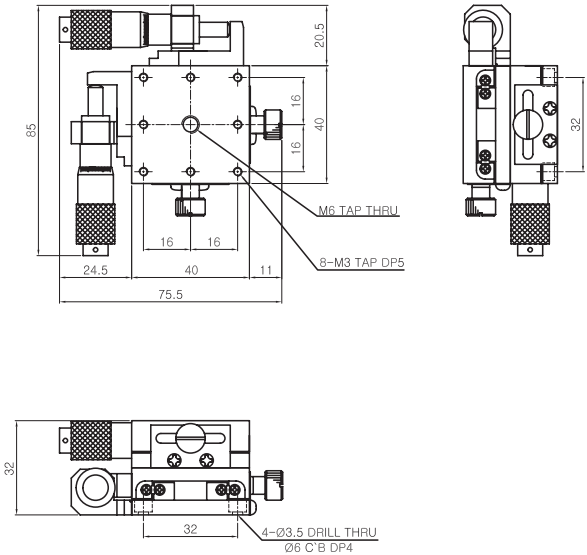

JXY-40L

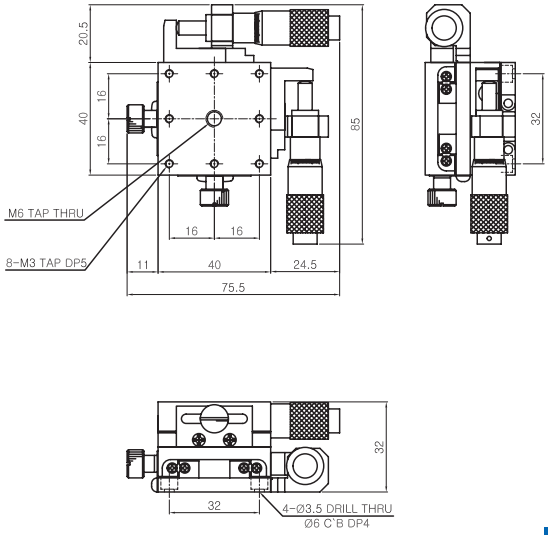

JXY-40R

Slim JXY-Series(Steel Body)

JXY-40-S

JXY-40L-S



JXY-40C-S



JXY-40R-S



Model	JXY−40LS	JXY−40RS	JXY−40CS
Surface Size	40 x 40 mm		
Position of Micrometer Head	Left	Right	Center
Travel Range	±6.5 mm		
Minimum Reading of Micrometer	10㎛		
Guide Type	Linear Ball Guide		
Load Capacity	7kgf		
Parallelism	30㎛		
Driving Parallelism	15㎛		
Orthogonality	10㎛		
Weight	0.35 kg	0.35 kg	0.35 kg
Material	Steel		
Finish Treatment	Electroless Nickel Plating		

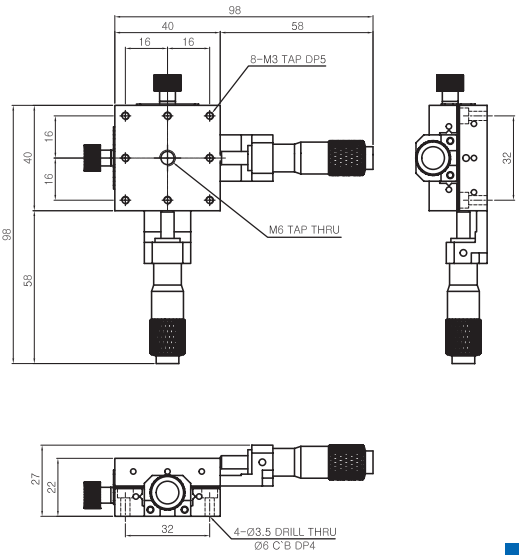

JXY-40CS

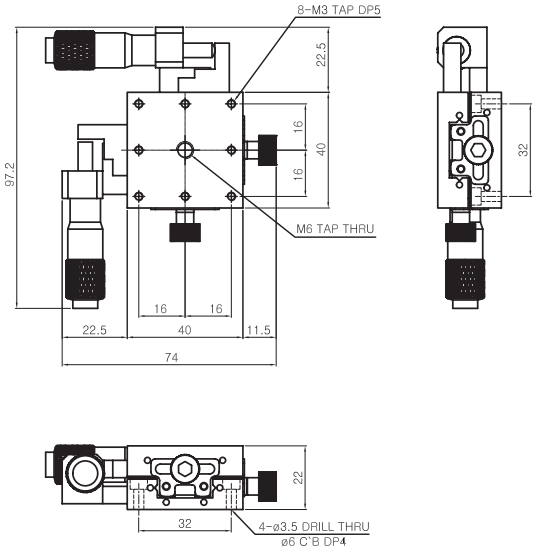

JXY-40LS

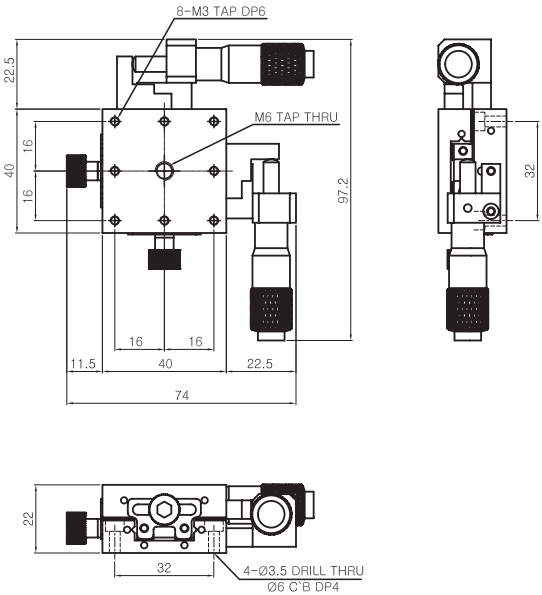

JXY-40RS

JZ-Series(Steel Body)

JZ-40



Model	JZ-40L	JZ-40R	JZ-40C
Surface Size	40 x 40 mm		
Position of Micrometer Head	Left	Right	Center
Travel Range	±6.5 mm		
Minimum Reading of Micrometer	10㎛		
Guide Type	Linear Ball Guide		
Load Capacity	3.5kgf		
Parallelism	40㎛		
Driving Parallelism	25㎛		
Weight	0.31 kg	0.31 kg	0.30 kg
Material	Steel		
Finish Treatment	Electroless Nickel Plating		

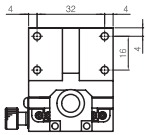

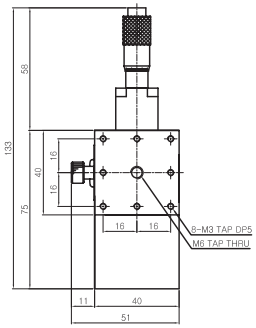

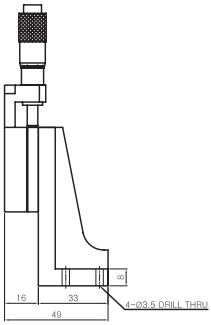

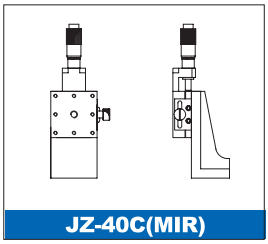

JZ-40C

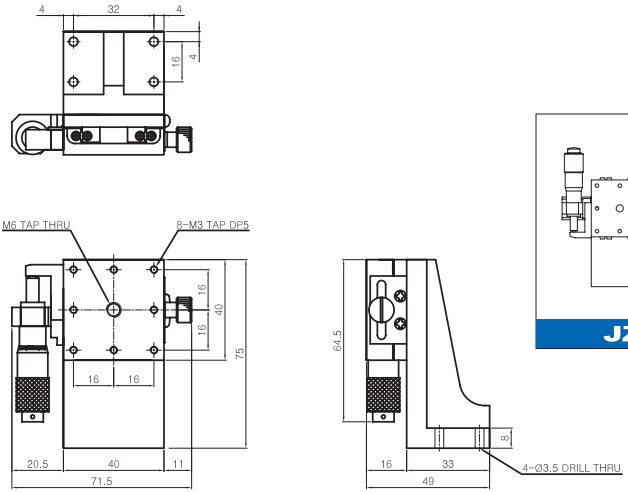

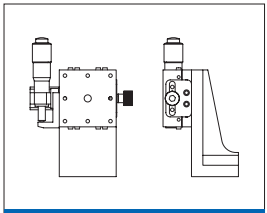

JZ-40LZ

D

JZ-40L

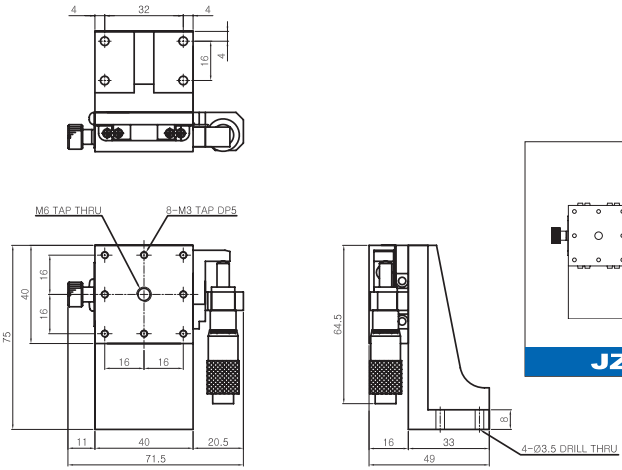

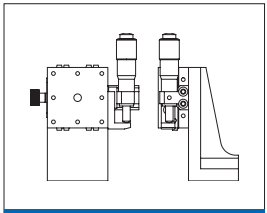

JZ-40RZ

JZ-40R

JXYZ-Series(Steel Body)

JXYZ-40

JXYZ-40C

JXYZ-40L





JXYZ-40R

Assembling Model	JXYZ-40L	JXYZ-40R	JXYZ-40C
Orthogonality	JXY-40L + JZ-40L	JXY-40R + JZ-40R	JXY-40C + JZ-40C
Surface Size	40 x 40 mm		
Position of Micrometer Head	Left	Right	Center
Travel Range	±6.5 mm		
Minimum Reading of Micrometer	10㎛		
Guide Type	Linear Ball Guide		
Load Capacity	3.5kgf		
Parallelism	70㎛		
Driving Parallelism	35㎛		
Weight	0.73 kg	0.73 kg	0.72 kg
Material	Steel		
Finish Treatment	Electroless Nickel Plating		

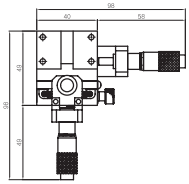

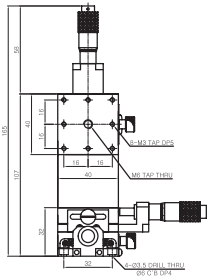

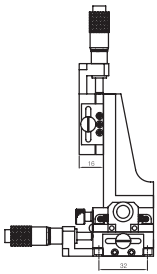

JXYZ-40C

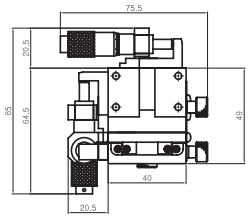

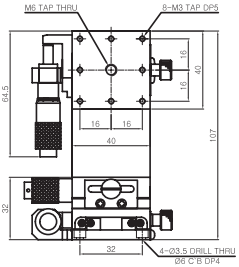

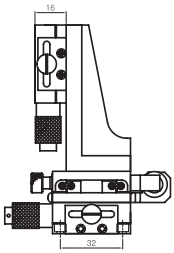

JXYZ-40L

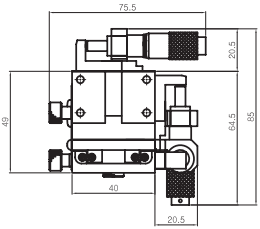

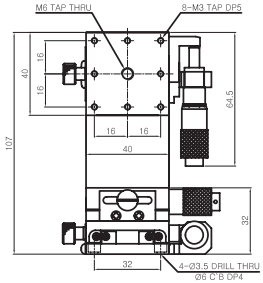

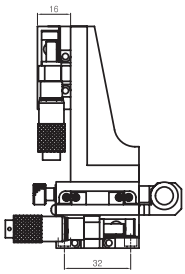

JXYZ-40R